

Overview - Public Entities Quarterly Reporting

Approved receipts

20,4

20,6%

Approved spending

19,4

21,8%

Surplus/(deficit)

1,1

- ☐ R billion
- ☒ R million
- ☐ R thousand

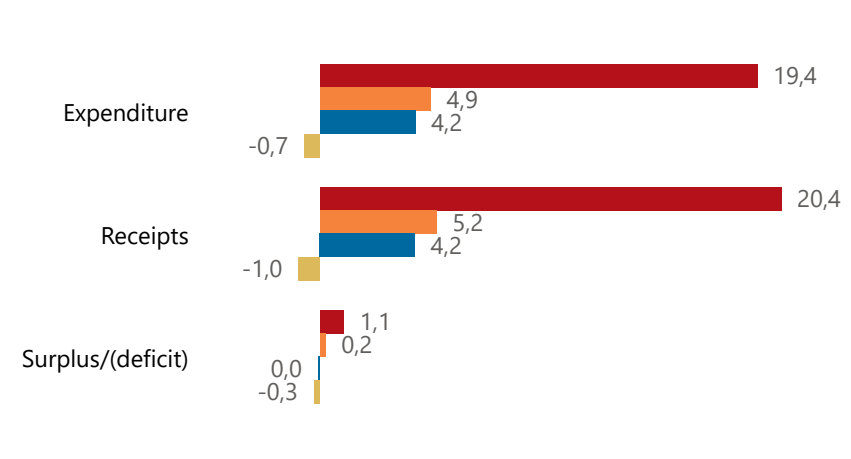


national treasury

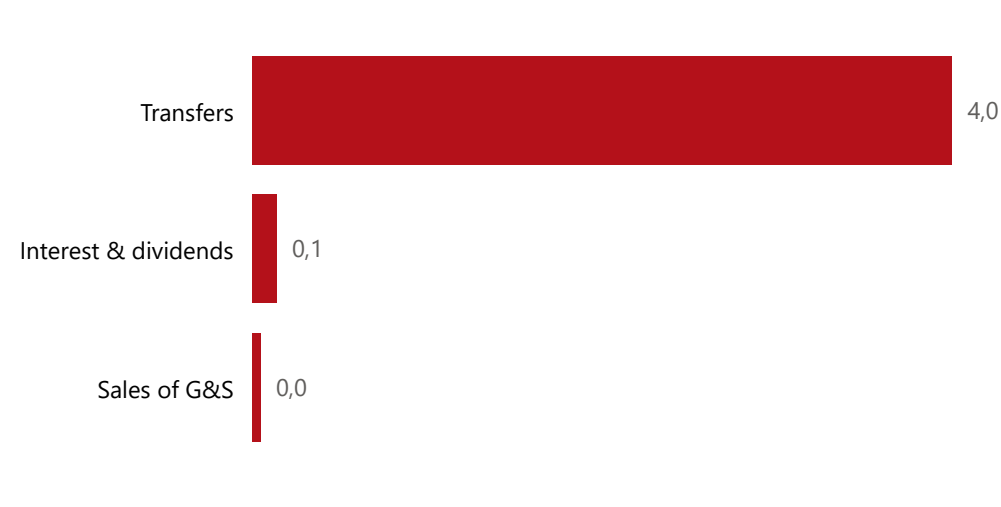
Department:
National Treasury
REPUBLIC OF SOUTH AFRICA

Consolidation

● Approved ● Forecast ● YTD ● Variance



Composition of receipts



Quarter

1

Cluster

All

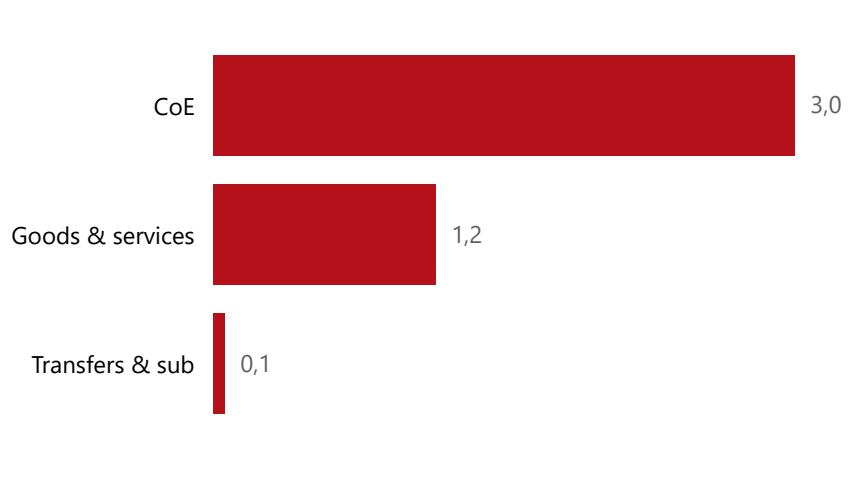
Department

Sport, Arts and Culture

Entity

Amazwi – South African Museum of ...


Composition of spending



Functional grouping



Spending by PFMA schedule



Public Entities Receipts

Approved sales of G&S

0,4

10,3%


Approved transfers

19,8

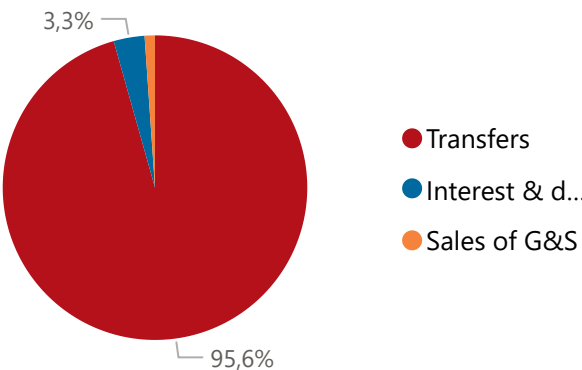
20,3%

Actual vs Forecast

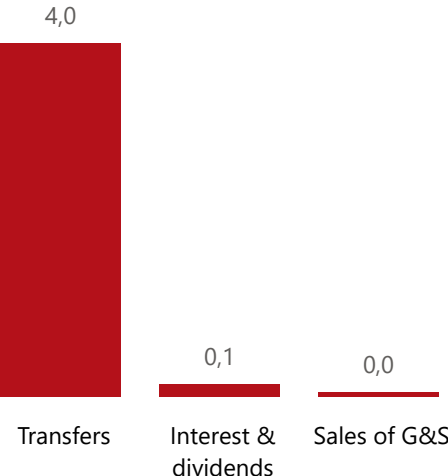
● Approved ● Forecast ● YTD ● Variance



Composition of receipts



Top 5 Receipts



Quarter

1

Cluster

All

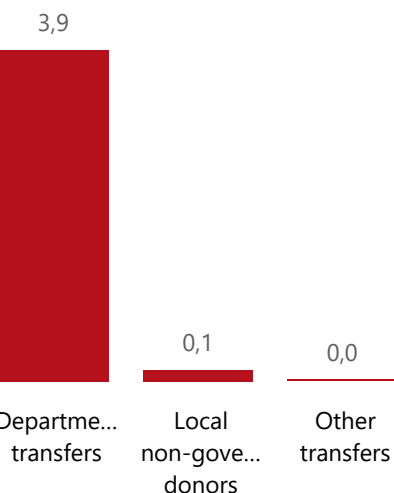
Department

Sport, Arts and Culture

Entity

Amazwi – South African Museum of ...

Top 5 Transfers



Receipts

Level 3	Approved	YTD	% YTD
Transfers	19,8	4,0	95,6%
Interest & dividends	0,2	0,1	3,3%
Sales of G&S	0,4	0,0	1,1%
Sales of capital assets	0,0		
Total	20,4	4,2	100,0%

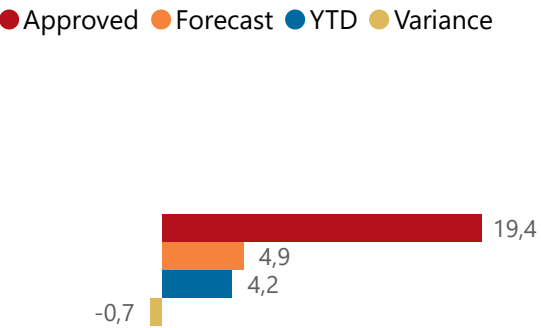
Top 10 Entities



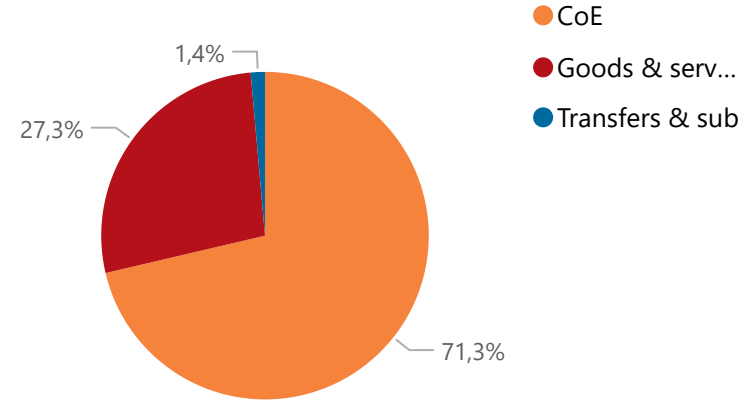
Public Entities Spending

Approved CoE	Approved G&S	Approved transfers
12,823,5%	5,122,4%	40,820,6%

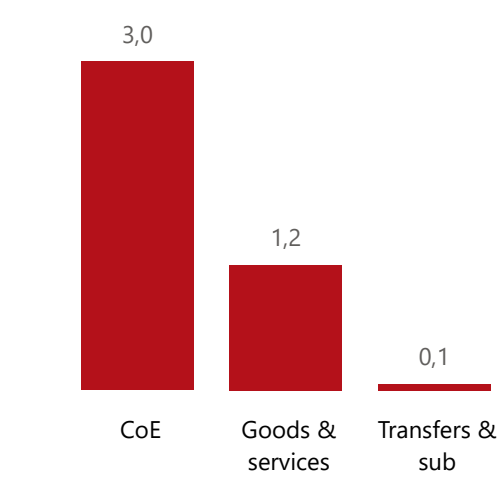
Actual vs Forecast



Composition of spending



Top 5 Goods & services



Capital assets

Spending

Level 3	Approved	YTD	% YTD
⊕ CoE	12,8	3,0	71,3%
⊕ Goods & services	5,1	1,2	27,3%
⊕ Transfers & sub	0,2	0,1	1,4%
⊕ Capital	1,2		
Total	19,4	4,2	100,0%

Top 10 Entities



national treasury
Department:
National Treasury
REPUBLIC OF SOUTH AFRICA

- R billion
- R million
- R thousand

Quarter

1

Cluster

All

Department

Sport, Arts and Culture

Entity

Amazwi – South African Museum of ...